**Construction****Inner conductor** ① - ⑦

Material	Annealed copper
Diameter	Ø 0.78 ± 0.008 mm
Area	0.48 mm ²

Insulation

Material	HDPE
Diameter	Ø 1.30 mm

Assembly

10 pairs	See color table
Colors	
Lay length	

Mylar spiral ⑧

Coverage	≥ 115 %
----------	---------

Drain wire ⑨

Material	Tinned copper
Diameter	Ø 0.45 ± 0.008 mm

Screen ⑩

Material	Aluminium / PET (40µ/12µ)
Coverage	≥ 115 %

Rip cord ⑪**Sheath** ⑫

Material	PVC Grey Flame retardant IEC 332-1
Diameter	Ø tbd ± 0.20 mm

Mass tbd kg/km**Marking on sheath**

Printing with XXX quantity in meter still available per reel WW/YY : Week/Year	« LY9ST/SYT+ 7P AWG 20 - elbaC 310907 – WW/YY – XXX m »
Color / Process	Black / Ink jet
Step	1 m

Meet Standards

RoHS European directive









Electrical characteristics

Impedance	100 ± 20 Ω
Mutual paires capacitance	70 nF/km
Max. conductor DC resistance	< 39 Ω/km
Propagation velocity ratio	65%
Rated voltage	200 V
Insulation resistance 20°C	> 500 MΩ.km

Performance

Frequency MHz	Max attenuation dB/100m	NEXT dB
0.001	0.2	70
0.040	0.35	66
0.150	0.85	57
0.300	1.3	53
1.000	2.5	45
2.000	3.5	40

Color table

Pairs	Colors		
	A	B	
1	Light blue/White	 	White
2	Light blue/Dark blue	 	Dark blue
3	Light blue/Yellow	 	Yellow
4	Light blue/Brown	 	Brown
5	Light blue/Black	 	Black
6	Light blue/Red	 	Red
7	Light blue/Green	 	Green

According to NF C93-529 (with added color lines)

Thermal characteristics

Rated Temperature	- 15 to 70 °C
-------------------	---------------

Mechanical characteristics

Static (d = sheath diameter)	r = 6 x d
Dynamic (d = sheath diameter)	r = 12 x d

- B1 : 100m / Card box
- W5 : 500m / Wooden drum

Notes