

GATE OPERATOR

# ARM 2000/F/FC

For gate leaves up to 3 m



**650ARM2000**

230 V electromechanical covered screw gate operator. Maximum gate leaf 3 m

**650ARM2000F**

230 V electromechanical covered screw gate operator with opening limit switch. Maximum gate leaf 3 m

**650ARM2000FC**

230 V electromechanical covered screw gate operator with opening and closing limit switches. Maximum gate leaf 3 m

**Features:**

- residential use
- for gates leaves up to 3 m
- 230 V gate operator
- built-in capacitor
- available with or without electro-mechanical limit switches
- covered screw gate operator
- adjustable mounting brackets

**Pros:**

- bronze lead nut for strength and silent operation
- electrical connections are easier thanks to the larger upper space
- quick and easy installation
- manual release with key lock
- high torque and power

Technical features	ARM2000/F/FC
Power supply	230 V AC (50 - 60 Hz)
Motor power supply	230 V AC
Absorption	1,5 A
Absorbed power	280 W
Opening time 90°	20 sec.
Duty cycle	36 %
Max. thrust	2300 N
Operating temperature	-20° C ÷ +55° C
Motor thermal protection	160° C
Degree of protection	IP 44



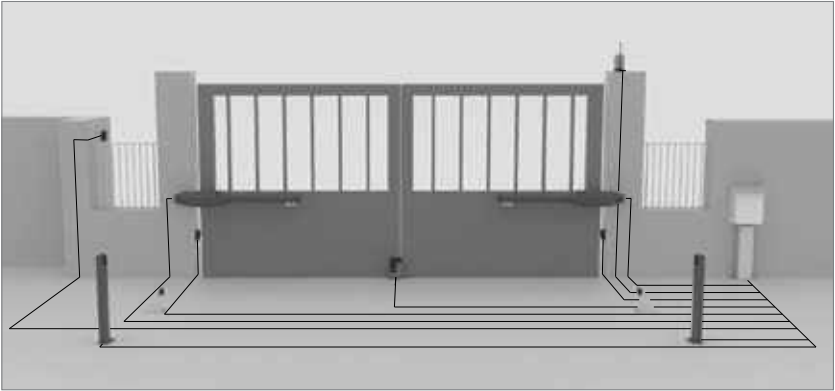
**Easy mounting**

Quick and easy installation thanks to the multi-position adjustable mounting brackets supplied with each gate operator.



**Adjustable limit switches**

Electro-mechanical limit switches allow gate position adjustment even when gate stoppers are not used



The above represented installation does not include safety devices such as safety edges. Their addition depends upon the risk assessment made on any installation in accordance with EN 12445-12453 standards.



**KARM2000T**

Complete double arm automation kit for gates up to 3 + 3 m, with two 650ARM2000 gate operators

**Accessories included in the kit:**



900OPTIC



750D750M



300T-KEY  
aluminium +  
LED TSL



250ANTD



900LAMP3



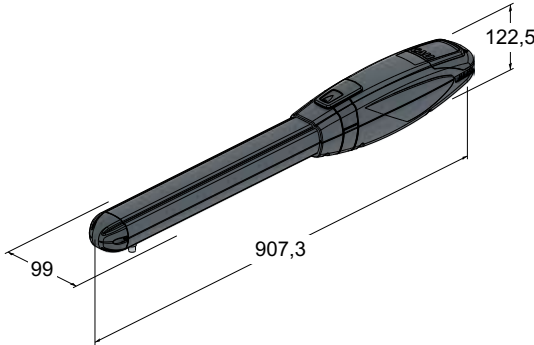
250K-SLIMRP



BRACKETS



C-CRT



**Accessories**



**750D750M**  
Electronic control unit for one or two 230 V gate operators with soft-stop and built-in 433,92 MHz radio receiver, complete with enclosure



**700BAP**  
Gate stopper for heavy leaves



**S-750D752M10**  
Control unit enclosure protective lid



**700BAP1**  
Gate stopper for light leaves



**700GS3**  
Weatherproof cable connector for 3-core 230 V cable



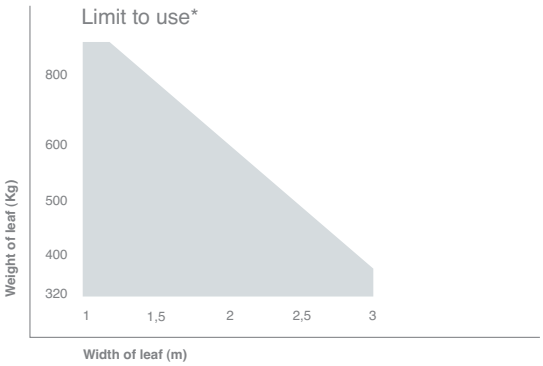
**700BAP2**  
Gate stopper wall/floor mount



**650ESV1-2**  
Electric lock (1 = left hand opening – 2 = right hand opening)



**C-TARG**  
Aluminium CE Mark Label, self adhesive



\*They refer to leaves with openings and not totally closed panels.



**Further accessories:**  
Transmitters page 104  
Photocells page 110  
Flashing lights page 113

See page 128 for assembly measurements and opening angle