



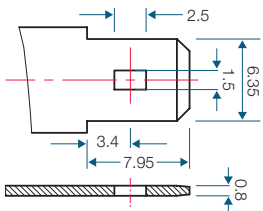
# PS-12260

**12V 26.0 AH @ 20-hr.**  
**12V 24.7 AH @ 10-hr.**

Rechargeable Sealed Lead Acid Battery  
PS – General Purpose Series

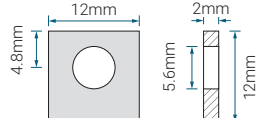
### TERMINALS: (mm)

**F2:** Quick disconnect tabs, 0.250" x 0.032" – Mate with AMP. INC FASTON "250" series



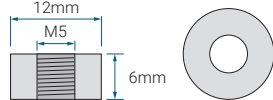
Torque – Not Applicable

**NB1:** Tin plated brass post with 'Nut & Bolt' fasteners




Torque: 2.0~3.0 Nxm

**T12:** Threaded insert with 5mm stud fastener

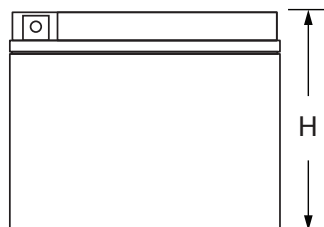
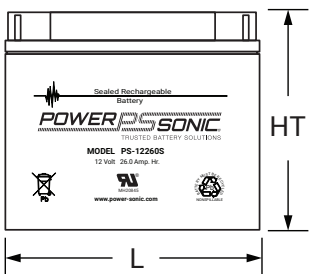


Torque: 2.0~3.0 Nxm

### DIMENSIONS: inch (mm)



**L:** 6.56 (167)  
**W:** 6.97 (177)  
**H:** 4.92 (125)  
**HT:** 4.92 (125)  
Tolerances are +/- 0.04 in. (+/- 1mm) and +/- 0.08 in. (+/- 2mm) for height dimensions. All data subject to change without notice.



### GLOBAL HEADQUARTERS (USA AND INTERNATIONAL EXCLUDING EMEA)

**Power-Sonic Corporation**  
365 Cabela Dr Suite 300,  
Reno, Nevada 89523  
USA  
T: +1 619 661 2020  
E: customer-service@power-sonic.com

### POWER-SONIC EMEA (EMEA – EUROPE, MIDDLE EAST AND AFRICA)

Smitspol 4, 3861 RS Nijkerk,  
The Netherlands  
T NL: + 31 33 7410 700  
T UK: + 44 1268 560 686  
T FR: + 33 344 32 18 17  
E: salesEMEA@power-sonic.com

## FEATURES

- 5 year design life
- Absorbent Glass Mat (AGM) technology for superior performance
- Valve regulated, maintenance free spill proof construction
- Power/volume ratio yielding excellent energy density
- Rugged vibration and impact resistant ABS case and cover
- Gas recombination technology

## APPROVALS

- Approved for transport by air. D.O.T., I.A.T.A., F.A.A. and C.A.B. certified
- U.L. recognized
- ISO9001:2015 – Quality management systems

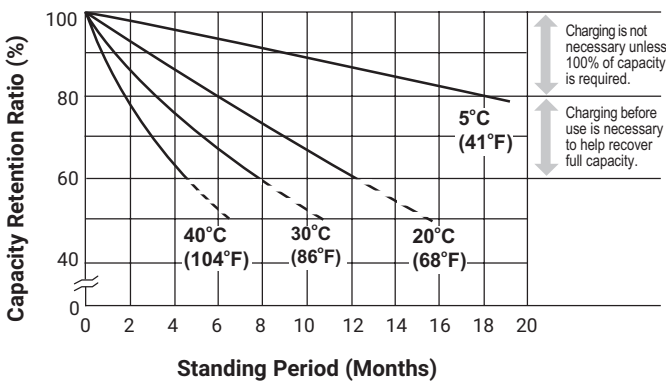
## PERFORMANCE SPECIFICATIONS

<b>Nominal Voltage</b>	12 volts (6 cells)
<b>Nominal Capacity</b>	
20-hr. (1.3A to 10.50 volts)	26.0 AH
10-hr. (2.47A to 10.50 volts)	24.7 AH
5-hr. (4.42A to 10.20 volts)	22.1 AH
1-hr. (15.8A to 9.60 volts)	15.8AH
<b>Approximate Weight</b>	17.60 lbs. (8.0 kg)
<b>Internal Resistance (approx.)</b>	11.0 milliohms
<b>Max Short-Duration Discharge Current (5 Sec.)</b>	390.0 amperes
<b>Shelf Life (% of nominal capacity at 68°F (20°C))</b>	
1 Month	92%
3 Month	90%
6 Month	80%
<b>Operating Temperature Range</b>	
Charge	5°F (-15°C) to 104°F (40°C)
Discharge	5°F (-15°C) to 122°F (50°C)
<b>Case</b>	ABS Plastic
<b>Power Sonic Chargers</b>	PSC-124000-PC PSC-124000A-C

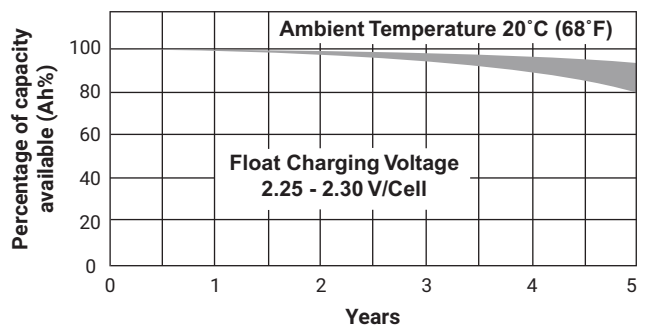
# PS-12260 12V 26.0 AH @ 20-hr. 12V 24.7 AH @ 10-hr.

Rechargeable Sealed Lead Acid Battery  
PS – General Purpose Series

## SHELF LIFE & STORAGE



## LIFE CHARACTERISTICS IN STAND-BY USE



## CHARGING

**Cycle Applications:** Apply constant voltage charge at 2.35v/c – 2.45v/c (14.1 – 14.7v for 12v Monobloc) at 20°C. Initial charging current should be set at less than 0.25C Amps. Switch to float charge to avoid overcharging.

**“Float” or “Stand-By” Service:** Apply constant voltage charge of 2.25v/c – 2.30v/c (13.5 to 13.8 volts for 12v Monobloc) at 20°C. When held at this voltage, the battery will seek its own current level and maintain itself in a fully charged condition.

**Temperature Compensation:** Charging Voltage for both Cyclic and Standby applications should be regulated in relation to ambient temperature. As temperature rises charging voltage should be reduced to prevent overcharge and increased as temperature falls to avoid undercharge.

For further charging information including temperature compensation factors, see Power Sonic Technical Manual/ Power Sonic Charger specifications.

## APPLICATIONS

- General purpose
- Medical
- Emergency lighting
- Fire and security

### GLOBAL HEADQUARTERS (USA AND INTERNATIONAL EXCLUDING EMEA)

**Power-Sonic Corporation**  
365 Cabela Dr Suite 300,  
Reno, Nevada 89523  
USA  
T: +1 619 661 2020  
E: customer-service@power-sonic.com

### POWER-SONIC EMEA (EMEA – EUROPE, MIDDLE EAST AND AFRICA)

Smitspol 4, 3861 RS Nijkerk,  
The Netherlands  
T NL: + 31 33 7410 700  
T UK: + 44 1268 560 686  
T FR: + 33 344 32 18 17  
E: salesEMEA@power-sonic.com

## CHARGERS

Power Sonic offers a wide range of chargers suitable for batteries with a variety of capacities.

Please refer to our website for more information on our switch mode and transformer type chargers.

Please contact our technical department for advice if you have difficulty in locating a suitable charger.

## FURTHER INFORMATION

Please refer to our website [www.power-sonic.com](http://www.power-sonic.com) for a complete range of useful downloads, such as product catalogs, material safety data sheets (MSDS), ISO certification, etc.

